

PURPOSE:

To provide standards and guidelines to create a consistent uniform appearance among fire department members. Uniforms shall be consistent with the activities being performed and personnel engaged in the same activity shall wear the same uniform.

FIRE CHIEF, ASSISTANT CHIEFS 9-1 AND 9-2

Class B (dress uniform)

Department issued black pants, short sleeve white dress shirt with badge, nameplate, if provided with one, and collar insignia, black footwear, black socks, belt, and black tie.

Dress shirt insignia (gold, crossed, cut-out style) shall be worn on each side of the collar 1 inch from the center of the insignia to the collar edges (see Figure 1).

Fire Chief 9	Five crossed bugles
1 st Assistant Chief	Four crossed bugles
2 nd Assistant Chief	Three crossed bugles

Nameplate, if provided with one, shall be worn on the dress shirt centered above the right shirt pocket (see Figure 2).

Badges shall be worn on the dress shirt centered above the left shirt pocket. If mounting plate is not provided, the center of the badge should be ½ inch above the top of the pocket (see figure 3).

Fire Chief 9	Gold badge with five crossed bugles
1 st Assistant Chief	Gold badge with four crossed bugles
2 nd Assistant Chief	Gold badge with three crossed bugles

The Blasdell Fire Department patch shall be worn centered on the left shoulder and an American flag patch shall be worn centered on the right shoulder. The top edge of all patches shall be worn 1" below the shoulder seam (see figure 4)

Class A (formal uniform)

Department issued white short-sleeved dress shirt with insignia, white hat with gold hat badge, black dress coat with insignia, black dress pants, black socks, black dress shoes, black belt, and black tie.

Dress coat insignia (gold, crossed, cut-out style) shall be centered and parallel, ¾ inches from both collar edges (see figure 5).

Fire Chief 9	Five crossed bugles
1 st Assistant Chief	Four crossed bugles
2 nd Assistant Chief	Three crossed bugles

Badges shall be on the left side of dress coat into the mounting plate. Nameplate, if provided with one, shall be centered on the right side of dress coat with the top of the nameplate even with the center of the badge (see Figure 5).

The Blasdell Fire Department patch shall be worn centered on the left shoulder and an American flag patch shall be worn centered on the right shoulder. The top edge of all patches shall be worn 1" below the shoulder seam (see figure 6).

CAPTAINS, FIRE AND EMS

Class B (dress uniform)

Department issued black pants, short sleeve white dress shirt with badge, nameplate, if provided with one, Captain bars, black footwear, black socks, belt and black tie.

Captain bars (gold) shall be worn on each side of the collar centered from neck collar to bottom collar edge, 1" from the center of the bars to the from collar edge (see Figure 1).

Nameplate, if provided with one, shall be worn on the dress shirt centered above the right shirt pocket (see Figure 2).

Badges shall be worn on the dress shirt centered above the left shirt pocket. If mounting plate is not provided, the center of the badge should be ½ inch above the top of the pocket (see figure 3)

Fire Captain	Gold badge with 2 bugles
EMS Captain	Gold badge with blue Star of Life

The Blasdell Fire Department patch shall be worn centered on the left shoulder and an American flag patch shall be worn centered on the right shoulder. The top edge of all patches shall be worn 1" below the shoulder seam (see figure 4)

Class A (formal uniform)

Department issued white short-sleeved dress shirt with Captain bars, black hat with hat badge, black dress coat with insignia, black dress pants, black socks, black dress shoes, black belt, and black tie.

Fire Captains Insignias

Dress coat insignia (gold, 2 bugles) shall be centered and parallel, $\frac{3}{4}$ inches from both collar edges (see figure 5).

EMS Captains Insignias

Dress coat insignia (gold EMS lettering) shall be parallel with the outside collar edge, $\frac{3}{4}$ inches from both collar edges (see figure 7).

Badges shall be on the left side of dress coat into the mounting plate. Nameplate, if provided with one, shall be centered on the right side of dress coat with the top of the nameplate even with the center of the badge (see Figure 5).

Fire Captain
EMS Captain

Gold badge with 2 bugles
Gold badge with blue Star of Life

The Blasdell Fire Department patch shall be worn centered on the left shoulder and an American flag patch shall be worn centered on the right shoulder. The top edge of all patches shall be worn 1" below the shoulder seam (see figure 6).

LIEUTENANT, FIRE AND EMS

Class B (dress uniform)

Department issued black pants, short sleeve white dress shirt with badge, nameplate, if provided with one, Lieutenant bar, black footwear, black socks, belt and black tie.

Lieutenant bar (silver) shall be worn on each side of the collar 1 inch from the center of the bar to the collar edges (see Figure 1).

Nameplate, if provided with one, shall be worn on the dress shirt centered above the right shirt pocket (see Figure 2).

Badges shall be worn on the dress shirt centered above the left shirt pocket. If mounting plate is not provided, the center of the badge should be $\frac{1}{2}$ inch above the top of the pocket (see figure 3)

Fire Lieutenant
EMS Lieutenant

Gold badge with 1 bugle
Gold badge with blue Star of Life

The Blasdell Fire Department patch shall be worn centered on the left shoulder and an American flag patch shall be worn centered on the right shoulder. The top edge of all patches shall be worn 1" below the shoulder seam (see figure 4).

Class A (formal uniform)

Department issued white short-sleeved dress shirt with Lieutenant bar, black hat with hat badge, black dress coat with insignia, black dress pants, black socks, black dress shoes, black belt, and black tie.

Fire Lieutenant Insignias

Dress coat insignia (gold, 1 bugle) shall be centered and parallel, $\frac{3}{4}$ inches from both collar edges (see figure 5).

EMS Lieutenant Insignias

Dress coat insignia (silver EMS lettering) shall be parallel with the outside collar edge, $\frac{3}{4}$ inches from both collar edges (see figure 7).

Badges shall be on the left side of dress coat into the mounting plate. Nameplate, if provided with one, shall be centered on the right side of dress coat with the top of the nameplate even with the center of the badge (see Figure 5).

Fire Lieutenant
EMS Lieutenant

Gold badge with 1 bugle
Gold badge with Blue Star of Life

The Blasdell Fire Department patch shall be worn centered on the left shoulder and an American flag patch shall be worn centered on the right shoulder. The top edge of all patches shall be worn 1" below the shoulder seam (see figure 6)

ENGINEERS AND SAFETY OFFICERS

Class B (dress uniform)

Department issued black pants, short sleeve white dress shirt with "FD" insignia, badge, nameplate, if provided with one, FD insignia, black footwear, black socks, belt and black tie.

FD lettering (gold) shall be worn on each collar. The FD insignia shall be worn parallel, 1 inch from the bottom collar edge and 1 inch from the front collar edge (see figure 1)

Nameplate, if provided with one, shall be worn on the dress shirt centered above the right shirt pocket (see Figure 2).

Badges shall be worn on the dress shirt centered above the left shirt pocket. If mounting plate is not provided, the center of the badge should be ½ inch above the top of the pocket (see figure 3)

The Blasdell Fire Department patch shall be worn centered on the left shoulder and an American flag patch shall be worn centered on the right shoulder. The top edge of all patches shall be worn 1 inch below the shoulder seam (see figure 4)

Class A (formal uniform)

Department issued white short-sleeved dress shirt with fire fighter scramble insignia, badge, black hat with hat badge, black dress coat with insignia, black dress pants, black socks, black dress shoes, black belt, and black tie.

Dress coat insignia (Fire Fighter scramble) shall be centered resting on the collar seam and parallel to the space between the collar and lapel (see Figures 5).

Badges shall be on the left side of dress coat into the mounting plate. Nameplate, if provided with one, shall be centered on the right side of dress coat with the top of the nameplate even with the center of the badge (see Figure 5).

The Blasdell Fire Department patch shall be worn centered on the left shoulder and an American flag patch shall be worn centered on the right shoulder. The top edge of all patches shall be worn 1 inch below the shoulder seam (see figure 6)

All other members

Class B (dress uniform)

Department issued black pants, short sleeve white dress shirt with badge, nameplate, if provided with one, FD insignia, black footwear, black socks, belt and black tie

Nameplate, if provided with one, shall be worn on the dress shirt centered above the right shirt pocket (see Figure 2).

Badges shall be worn on the dress shirt centered above the left shirt pocket. If mounting plate is not provided, the center of the badge should be ½ inch above the top of the pocket (see figure 3)

The Blasdell Fire Department patch shall be worn centered on the left shoulder and an American flag patch shall be worn centered on the right shoulder. The top edge of all patches shall be worn 1 inch below the shoulder seam (see figure 4)

Class A (formal uniform)

Department issued white short-sleeved dress shirt with badge, black hat with hat badge, black dress coat with insignia, black dress pants, black socks, black dress shoes, black belt, and black tie.

Badges shall be on the left side of dress coat into the mounting plate. Nameplate, if provided with one, shall be centered on the right side of dress coat with the top of the nameplate even with the center of the badge (see Figure 5).

The Blasdell Fire Department patch shall be worn centered on the left shoulder and an American flag patch shall be worn centered on the right shoulder. The top edge of all patches shall be worn 1 inch below the shoulder seam (see figure 6)

MISCELLANEOUS

Awards

Award ribbons shall be worn on dress coat or dress shirt only. Award ribbons shall be placed centered, 1/8 inch above the nameplate. If multiple award ribbons are worn, no more than three shall be worn in each row (see Figure 5). This also includes military branch pins, if provided with one.

Medals

Medals (worn on special occasions when directed by the Fire Chief) will be worn on dress coat only and will be placed on the left side, centered 1 inch below badge (see figure 5)

Years of service Pins

One years of service pin is allowed to be worn on the dress coat. The pin shall be centered on the left lapel of the dress coat (see Figure 5).

Rank Stripes

Chief (9), Assistant Chiefs and all Past Chiefs (9)

Dress coat rank stripes shall begin 3 inches from the bottom of both sleeves with ¼ inch spacing between additional stripes (see figure 8)

All other members

Dress coat rank stripes (1 gold stripe) shall begin 3 inches from the bottom of the sleeve (see Figure 8).

Gold Star

Past and present Chiefs, and assistant chiefs will also have 1 gold star on left sleeve, centered between seams and 1 inch about top rank strip, top point pointing to shoulder (see figure 8).

Years of Service Stripes

Years of service stripes are worn on the left sleeve of the dress coat 1 inch above rank stripes or 1 inch above chief star if you are provided with one and at a 45-degree angle. Each stripe represents 5 years. Then each stripe shall be centered above the first one (see Figure 8).

Caps/Hats

Hat with hat badge (cover) is an integral part of the Class A uniform. When outdoors, members shall remain covered (hat on) at all times except when ordered to uncover. Members shall uncover when indoors (except Honor Guard and Departmental funerals). (see figure 9)

Fire Chief and Assistant Chiefs
All others

White hat, gold hat band, gold hat badge
Black hat, silver hat band, silver hat badge

Citation Cords

Citation cords will be worn on the left shoulder. See figure 10 on how to wear citation cord.

Chiefs and assistant Chiefs
All others

White cords
Gold cords.

Mourning Band

Only worn at the direction of the Fire Chief. Mourning bands shall be worn horizontal across the badge (see Figure 5).

Figure 1

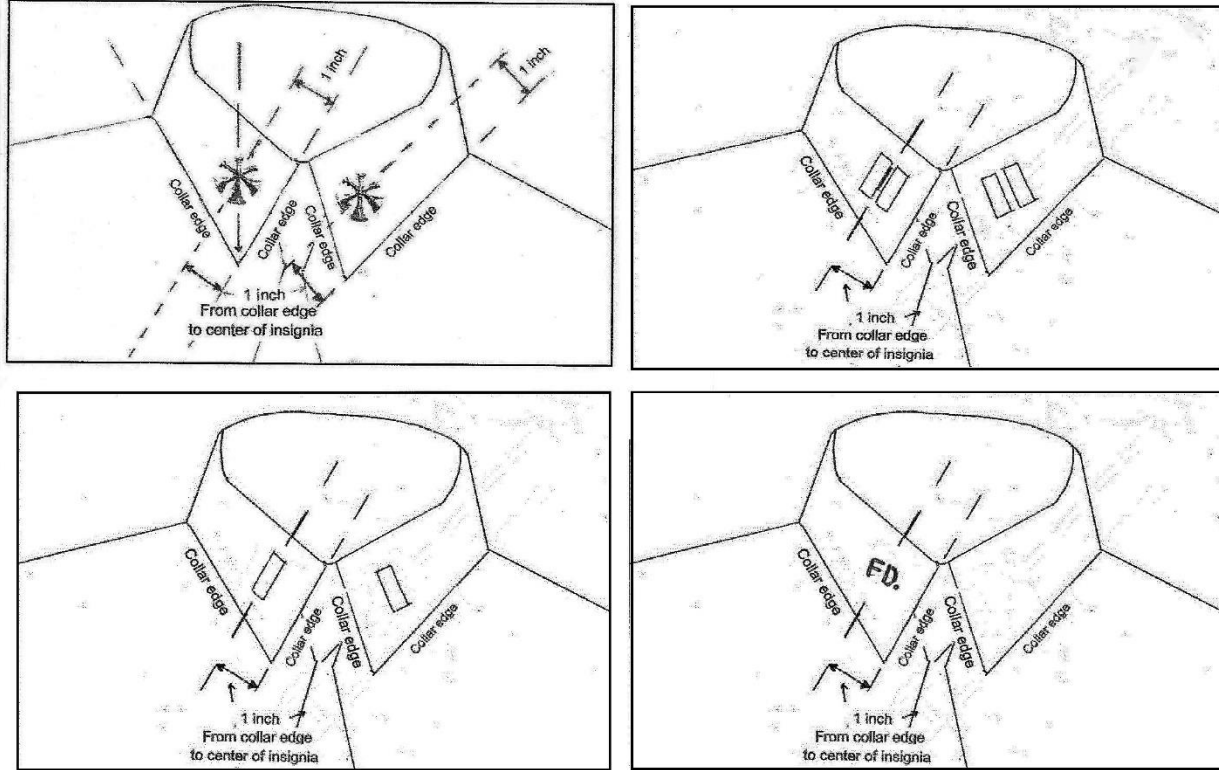


Figure 2

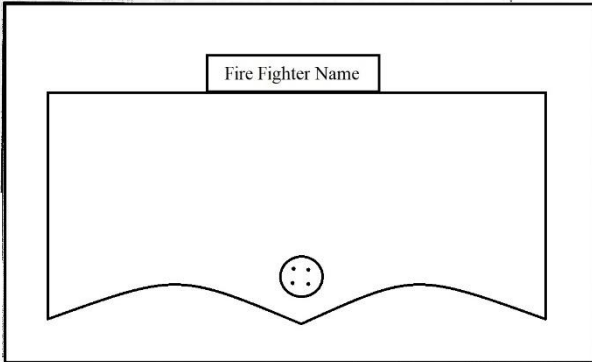


Figure 3



Figure 4



Figure 5

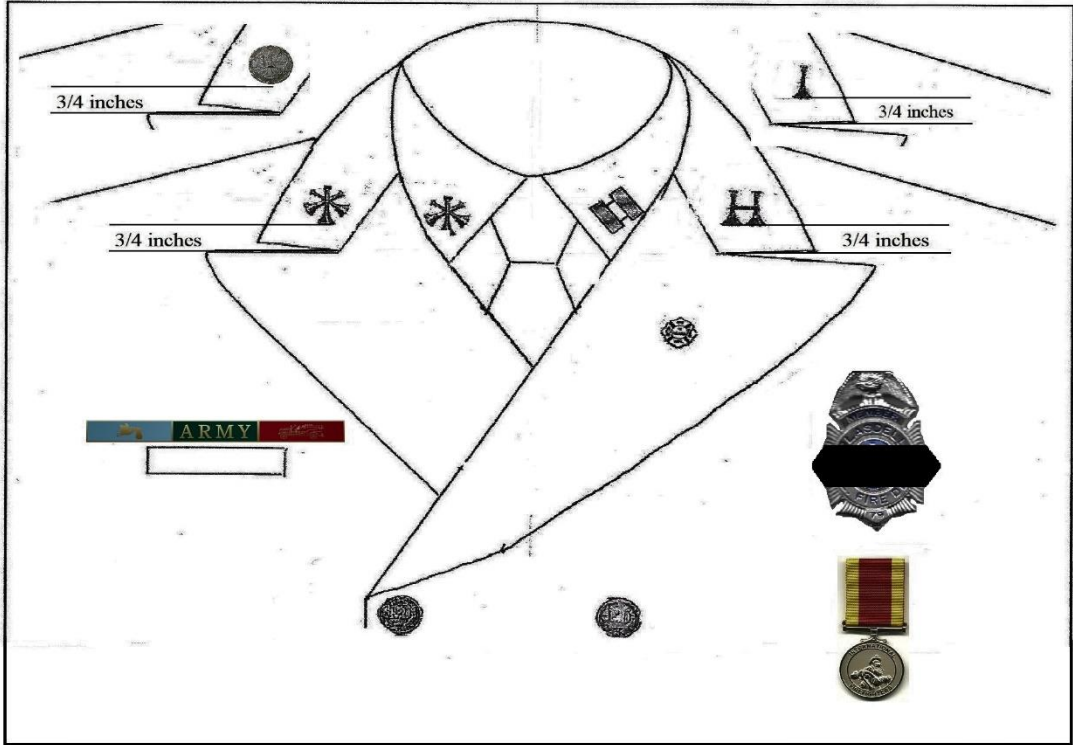


Figure 6



Figure 7




Figure 8





Figure 9



Figure 10

HOW TO PUT ON CITATION CORDS



STEP 1

Hold the cord as shown above with the button loop (in your left hand) towards you.



STEP 2

Insert the button loop (from left) through the loop on the bottom of the citation cord (in your right hand).



STEP 3

The cord is now ready to be placed on your arm. Place your arm through one of the small arm loops and fasten the button loop over the button on the uniform.



STEP 4

This is how the cord should look on the uniform. Notice how there is one thin strap under the arm and the others are on top of the arm.